

# Heatpump Water Heater

**HEAT20**

[www.sirair.co.za](http://www.sirair.co.za)

# Heatpump Water Heater

**Saving you Energy,  
Saving you Money,  
Everyday.**

Retrofitting a Sirair Heat Pump to your existing geyser could save you as much as 67% on water heating costs every month.

As a previous Eskom registered and approved supplier of Integrated and Retrofitted Heat Pumps, Sirair offers quality compressor run Heat Pumps at a discounted rate that was aligned with the Eskom Heat Pump Rebate Programme.

Our fully automated control with adjustable temperature settings give you the luxury of instant hot water throughout the year at an affordable rate.



**Features:**

- WIFI function included.
- R410A refrigerant, environmental friendly
- Higher water temperature output up to 60°C.
- Tube in shell heat exchanger, Hi-COP & safety.
- With disinfection function (tank with electric heater)
- High pressure protection.
- Defrost automatically.
- MODBUS communication.
- Full automatically operation.
- Through different installation, the system can be used for cooling, heating and providing sanitary hot water



**Environmentally Friendly**



**Save Energy**



**MODBUS**









**Compressor Warranty\***

Compressor brands may vary  
\*Terms and Conditions apply



## Technical Data

Photos						
Model No.	RS-004TA1	RS-006TA1	RS-008TA1	RS-010TA1	RS-012TA1	RS-018TA1
Power Supply	220~240V/1/50Hz	220~240V/1/50Hz	220~240V/1/50Hz	220~240V/1/50Hz	220~240V/1/50Hz	380~415V/3/50Hz
Heating Capacity at Air 20°C/15°C, Water Temperature from 15°C to 55°C						
Heating Capacity (kW)	3.6	5.4	7.6	10.8	13.2	18.8
Power Input (kW)	0.86	1.26	1.81	2.54	3.17	4.56
COP	4.18	4.29	4.20	4.25	4.16	4.12
Max Power Input (kW)	1.45	2.01	2.75	3.02	4.51	6.02
Max Current(A)	6.5	9.0	12.0	15.2	23.0	11.0
Rated Hot Water(L/h)	80	120	165	230	285	400
Refrigerant	R410A	R410A	R410A	R410A	R410A	R410A
Expansion Valve	Electronic	Electronic	Electronic	Electronic	Electronic	Electronic
Air Flow Direction	Horizontal	Horizontal	Horizontal	Horizontal	Horizontal	Horizontal
Water Pump inside	Yes	Yes	Yes	Yes	Yes	No
Water Pressure Drop (kPa)	35	35	40	45	45	45
Net Dimensions(L*W*H)(mm)	936*385*550	936*385*550	1011*420*614	986*420*798	986*420*798	1000*375*1320
Package Dimensions(L*W*H)(mm)	1030*445*592	1030*445*592	1105*480*657	1158*560*1017	1158*560*1017	1070*445*1440
Working temperature range (°C)	-15 ~ 43	-15 ~ 43	-15 ~ 43	-15 ~ 43	-15 ~ 43	-15 ~ 43
Noise (dB(A))	47	49	52	52	53	54
Net Weight (kg)	50	54	68	68	85	149
Water connection(mm)	20	20	20	20	20	25